

Aquarium Project


Week#14 Wednesday

Tian Xie

Final Project – Major Studio


The perfect final effect:

- The perfect effect:
- http://youtu.be/J6jPqli4_CM



New Distance Prototyping#1



- The LED lights' positions were resettled. The distance between each LED light got longer than the first time.
- <http://www.youtube.com/user/littleskyskysky#p/a/u/1/3aAe445Te4I>



Problem: The same problem.


When you see the red LED lights on the breadboard, the color of the light was red. But, when the motion eye caught the color and showed it on the screen, the color is white.

So I put some tap on the top of the LED lights, I hope it can hold more red color.




New Distance Prototyping#2

- Put the tap on the top of the LED lights. I hoped it can hold more “red light”.
- <http://youtu.be/0iclu-TXedo>



Maybe, solution

- Get a chimney for the LED lights.



Next Steps

Put these LED lights into the aquarium.

- Do the twitter part prototype.

Thank You!